

Imagine Lighting Control Panels (935 & 939)

The IMAGINE 935 and 939 panels are DALI-compatible user interfaces that allow the selection of scenes.

The panels are fitted with illuminated buttons providing a visual indication of the selected scene. Scene identification labels are illuminated for greater user convenience.

Key Features

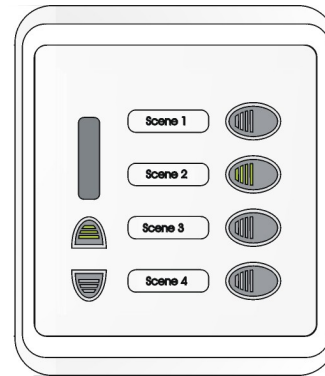
- Suitable for use with Helvar's 910 and 920 lighting routers.
- Supplied with preprinted scene identification labels.
- The mounting plate can be fitted directly to all standard European single or twin gang back boxes, using the two M3.5 screws supplied.
- The panel is fitted with an infrared receiver for use with the DIGIDIM hand-held remote (303).
- Supplied with surface mount back box.

Additional Features

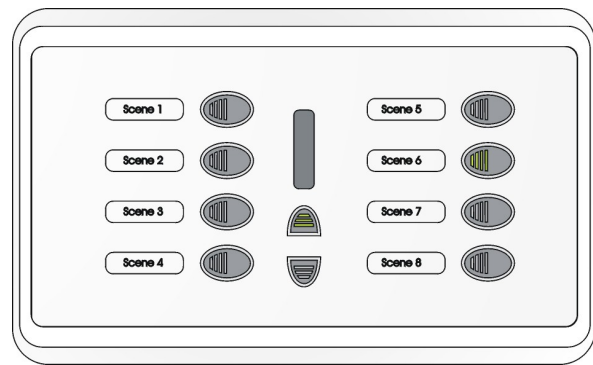
Additional blank scene identification labels are provided for panel customisation. To assist in the production of labels, a Microsoft Excel® template (Part No. 7860163) is available on the website.

Installation Notes

- The control panel uses a data protocol that conforms to the DALI standard.
- The panel must be connected to earth via the terminal marked SC.
- If equipment is used in an electrically noisy environment, the DALI cable should be screened and connected to the earth.

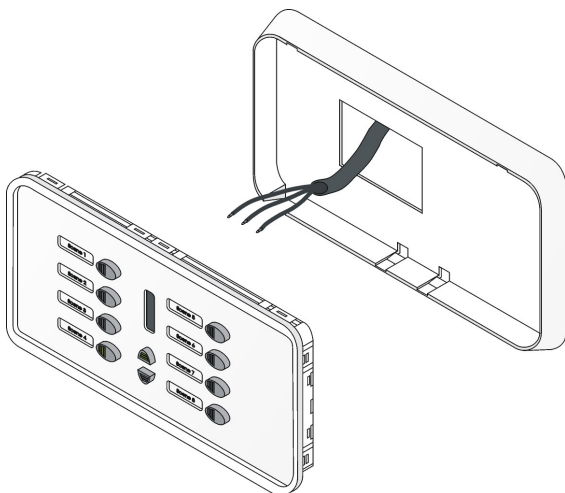
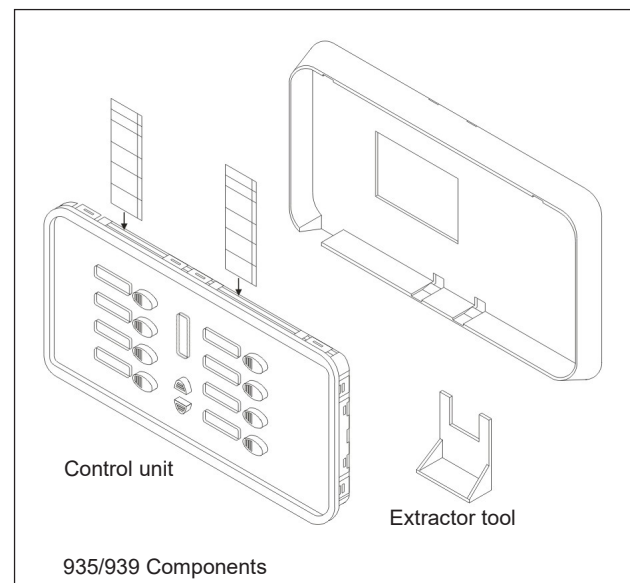


IMAGINE 935 Panel



IMAGINE 939 Panel

Connections Detail



Technical Data

Connections

DALI: Screw terminals;
2-wire 0.5 mm² – 1.5 mm²
stranded or solid core
Max. DALI cable length: 300 m

Power

DALI supply input: 14 V – 22.5 V
DALI consumption: 935: 20 mA
939: 35 mA

Mechanical data

Dimensions: 935: 89 mm × 114 mm × 18 mm
939: 190 mm × 114 mm × 18 mm

Housing: Satin white

Weight: 935: 100 g
939: 245 g

IP code: IP10

Operating and storage conditions

Ambient temperature: 0 °C to +50 °C
Relative humidity: Max. 90 %, noncondensing
Storage temperature: –10 °C to +70 °C
IR input frequency: 36 kHz

Conformity and standards

Emission: EN 55015
Immunity: EN 61547
Safety: 61347-2-11
Isolation: Double insulated when fitted
within the frame carrier and
correctly installed.

Environment: Complies with WEEE and RoHS
directives.

Dimensions

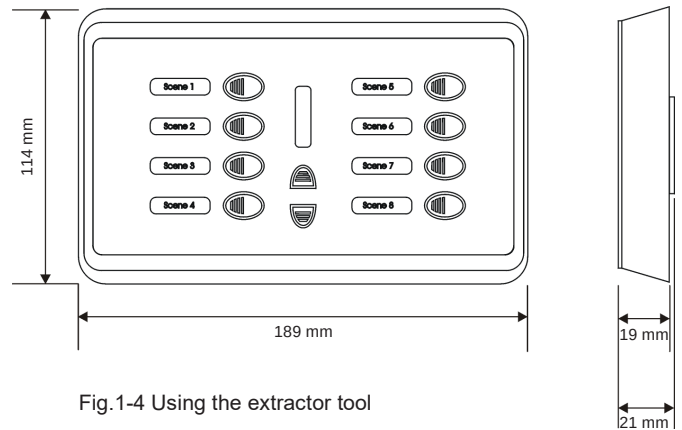
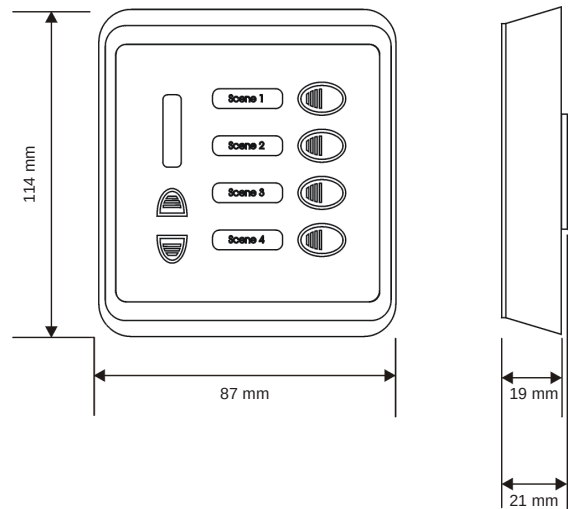


Fig.1-4 Using the extractor tool

Connections

