

EasyLink is a Niagara Framework® integrated application for a **simplified management and configuration of a multi-site and multi-customer supervision system**. It resolves the issues of multi-site systems, offering a solution that allows to customize graphical interface elements, adapting them to your needs.

EasyLink reduces start-up and configuration time. After acquisition, the data (real-time data, histories and alarms) and the graphical pages are automatically uploaded on the supervisor, and through the appropriate management functions are assigned to sites, customers and groups. The maintainer will be able to manage the alarm routing using the Niagara native tools through a simple and intuitive graphic interface

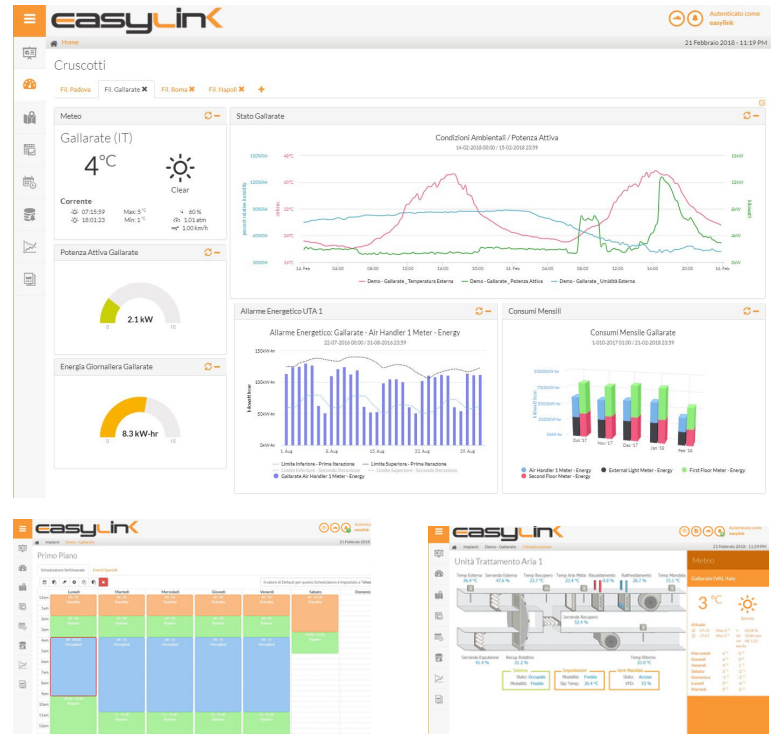
The graphic framework Qx has been integrated in Easylink to create HTML5 graphics. A powerful chart builder allows the creation of advanced graphics. Furthermore, EasyLink allows the saving of hardware resources thanks to the support for use of virtual points, which are dynamically created when required once opening a graphic page.

EasyLink can be installed on all platforms that support the Niagara Framework. All components of the module are perfectly integrated into the framework. The system supports the definition of different access permissions for each individual user, thus allowing to view and/or manage the plants according to their operation level and visibility.

From version 6 onwards, the **user management panel** is available; it allows to view all users and assign or remove permissions directly by the enabled operator.

Easylink simplifies the **automatic report sending through dedicated and customizable email accounts**.

It allows high interactivity thanks to **Live Chart Builder** for real-time controls, the data import from external csv files and the possibility of managing a geolocalized system thanks to customizable maps with live data.



Main Features

- Multi-site management
- Multi-client management
- Automatic and dynamic portal creation
- Quick navigation through optimized navigation menus
- Customizable graphic themes and login page for each customer
- Automatic localization maps support
- Weather services integration for the acquisition of historical and real time data
- Operativity management and user segregation
- Field devices automatic acquisition
- QX and UX compliant
- Advanced HTML5 graphics configurable through chart builder
- Simple alarm routing and navigation support
- Quickly devices model propagation
- Advanced reporting system
- Customizable reports and dashboards for each user
- Full screen presentation mode
- Responsive graphic for mobile devices
- EasyTunnel and EnergyLink (optional modules) compliant

NEW from version 6

- User management panel.
- E-mail boxes management for an easy automatic report sending.
- Live Chart Builder for data visualization in real time, also on dashboards.
- Data import from CSV file on Chart Builder Standard through wizard and removal possibility.
- Customizable maps with live data.
- Customizable Gauge widgets available for both dashboards and Px views with the possibility of dynamically changing the displayed variable by drag-n-drop operation.
- ChartPreset widget available for both dashboard and Px view with the possibility of dynamically changing the displayed chart preset by drag-n-drop operation.
- Selection and color copy function in charts and dashboards.
- Automatic sending function of the selected CSV files in the report presets together with the PDF report.
- Dark theme available.
- Compatible with Niagara 4.8 and 4.9

Niagara Platform

- Supervisor N4

Niagara Version

- 4.6 or later*

*Please check compatibility chart according to EasyLink version



HTML5, JavaScript
Web Pages



Data Transformation Layer

QX
view



UX
view



Virtual Points

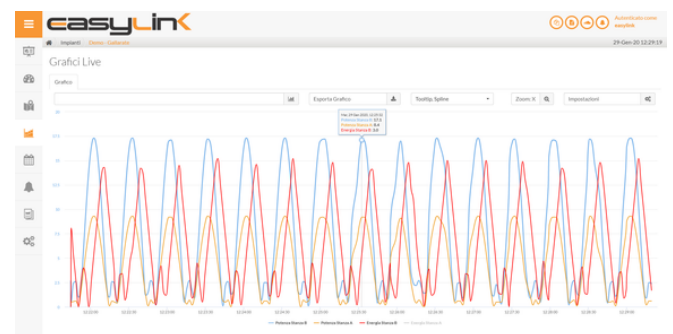
Proxy Points

EasyLink
Extensions



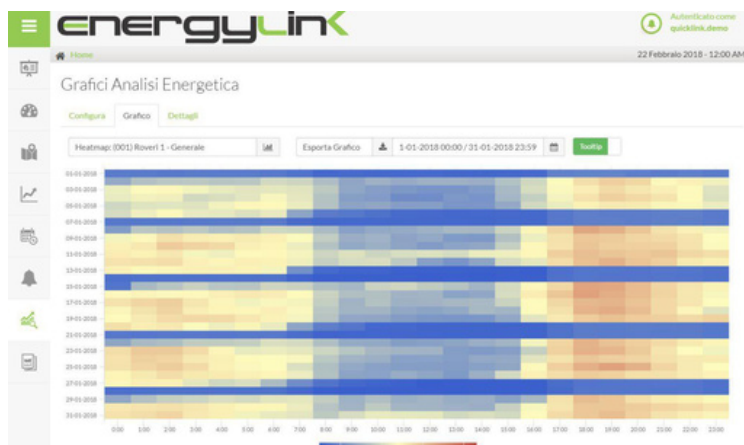
Tridium Device Normalization Layer

EasyLink 6 - Live Chart Builder

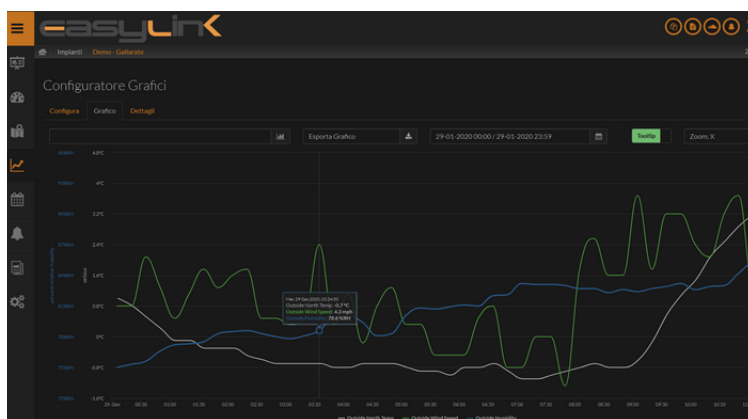


EasyLink 6 - Chart Builder

Additional Features



Combined with the optional module **EnergyLink**, EasyLink can offer an advanced and sophisticated energy management, completely integrated into the system.



Dark Theme is available from EasyLink version 6

Key Advantages

- Simplified and centralized management of multiple automation systems on a single and unified platform
- Drastic reduction of start-up and configuration time*
- No need of high-level skills
- Reduction of human mistakes due to repetitive activities
- Simplified brand customization
- Ideal to verticalize applications and create customized solutions for each type of system
- High interactivity allows the user to customize their supervision and control environment based both on historical and real time data.

* It takes almost a day to manually configure a middle plant (about 35 devices with 50 points each), excluding Jace configuration. Thanks to EasyLink you can now automatically configure a middle plant (about 35 devices) in less than 1 hour.