


SfAR-S-16RO



Modbus I/O Module

MODEL	DESCRIPTION
SfAR-S-16RO	Modbus I/O module with 16 relay outputs



APPLICATION AND USE

SfAR-S-16RO is designed to be applied wherever it is necessary to switch to a 3 A load of both AC and DC. The module has 16 relay outputs (RO). Relay outputs are normally open (NO) type. A built-in RS485 interface allows an easy connection over the Modbus RTU/ASCII protocol. A 32-bit ARM core processor provides fast processing and communication. The module is equipped with a set of LEDs used to indicate the status of I/Os, power supply, and RS485 communication. Configuration of the module is carried out with our free software, the SfAR Configurator. A built-in mini USB allows for performing a primary configuration of the unit without an additional power supply. The module has been equipped with the Quick Connector system to simplify installation. Using a dedicated SfAR-S-LINK cable allows for connecting up to 10 modules, which provide both RS485 communication and external power supply.

FEATURES

- 16 relay outputs with 4 relays on a single common
- 3 A at 30 V DC or 3 A at 250 V AC for each common
- Watchdog function
- Built-in LEDs for device status indication
- Modbus RTU/ASCII communication
- Baud rate 2400-115200 bps
- Up to 128 modules on the bus
- Built-in mini USB type B port for configuration
- Space-saving housing, DIN rail mounting
- DIP switch for configuration
- Quick Connector for grouping modules and providing power and communication

TECHNICAL SPECIFICATION

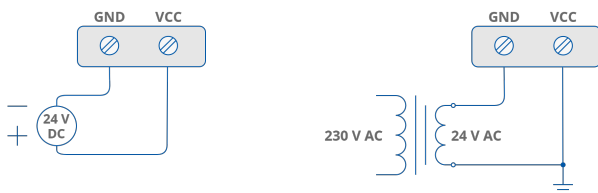
DESCRIPTION		SfAR-S-16RO
Power supply	Voltage	10-38 V DC; 10-28 V AC
Relay output	Number of outputs	16
	Type	NO relay output
	Resistive load (AC1)	3 A at 230 V AC or 3 A at 30 V DC
	Inductive load (AC3)	75 V A at 230 V AC or 30 W at 30 V
TX	RS485 interface	Up to 128 devices
	Communication protocol	Modbus RTU/ASCII
	Ports	3-pin screw connector
	Baud rate	2400-115200 bps
USB	mini USB	Type B, for configuration
Ingress protection	IP rating	IP 40 for indoor installation

The performances stated in this sheet can be modified without any prior notice.

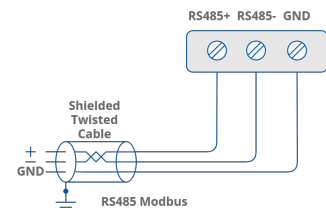
DESCRIPTION		SfAR-S-16RO
Temperature	Storage	-40°C to +85°C (-40°F to +185°F)
	Operating	-10°C to +50°C (14°F to 122°F)
Humidity	Relative	5 to 95% RH (without condensation)
Screw connectors	Type	2-pin (power supply), 3-pin (RS485), 10-pin (I/O)
	Maximum cable size	2.5 mm ² (18...12 AWG)
Housing	Material	Self-extinguishing plastic (PC/ABS)
	Cooling	Internal air circulation
	Mounting	DIN (DIN EN 50022 norm)
Dimensions	Width	119.10 mm/4.69 in
	Length	101.00 mm/3.98 in
	Height	22.70 mm/0.89 in

WIRING DIAGRAMS


Power Supply



Communication



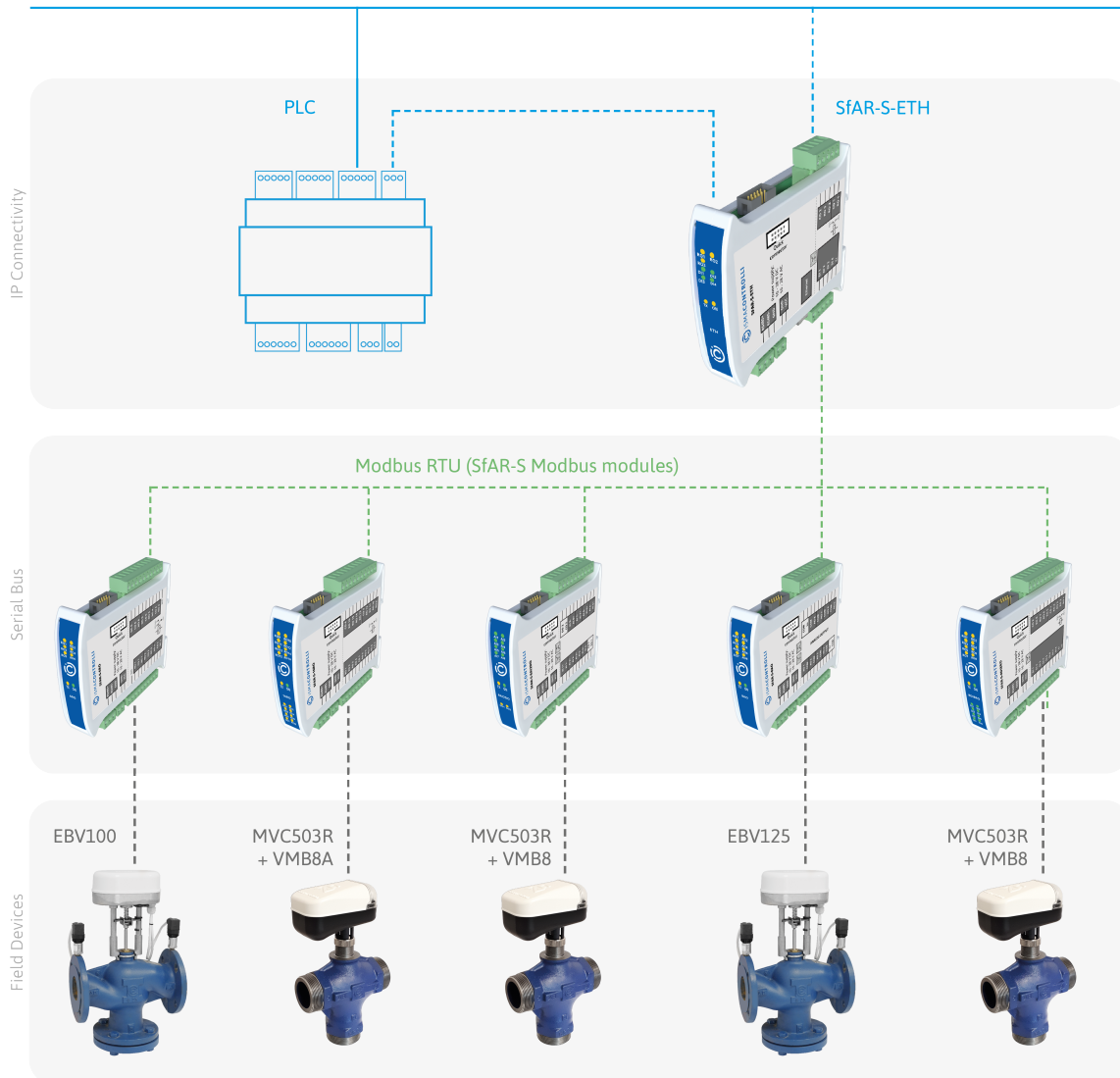
Relay Output



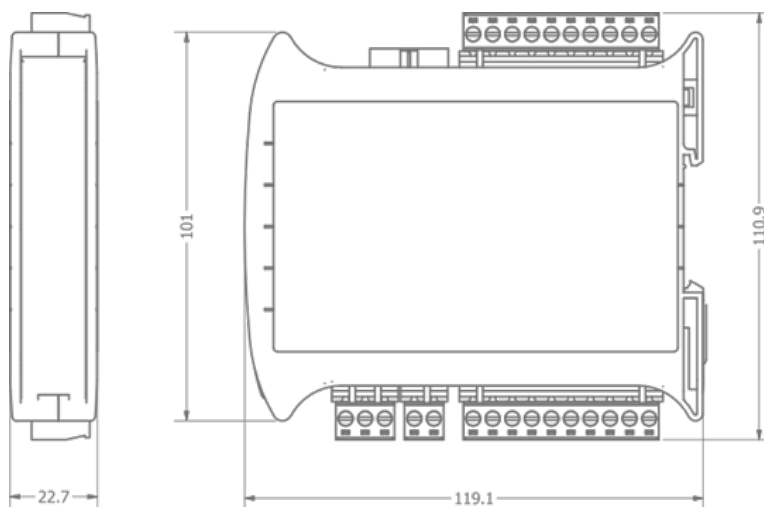
DEDICATED SOFTWARE



SfAR Configurator - Windows-based freeware configuration tool made for Modbus I/O modules



DIMENSIONS [mm]



QUICKLINK SOLUTIONS S.r.l. | info@qlsol.com
 Sede operativa nord ovest: Via G. Matteotti 193-203, 21044 Cavaria con Premazzo (VA), Italy
 Sede operativa nord est: Via F. Petrarca, 34, 35020 Albignasego (PD), Italy