

SfAR-1M-4DO



Modbus I/O Module

MODEL	DESCRIPTION
SfAR-1M-4DO	Modbus I/O module with 4 digital outputs



APPLICATION AND USE

SfAR-1M-4DO is a controller's I/O extension, which gives users the possibility to send multiple signals to multiple devices, for example, to start/stop or alarm reset commands for pumps. The module has 4 digital outputs (DO). Digital outputs are PNP transistor outputs sending voltage signals. All outputs are isolated from the logic with optoisolators. A built-in RS485 interface allows an easy connection over the Modbus RTU/ASCII protocol. A 32-bit ARM core processor provides fast processing and communication. The module is equipped with a set of LEDs used to indicate the status of I/Os, power supply, and RS485 communication. Configuration of the module is carried out with our free software, the SfAR Configurator. A built-in mini USB allows for performing a primary configuration of the unit without an additional power supply.

FEATURES

- 4 opto-isolated digital outputs
- Each DO is protected against inductive load by a built-in diode
- Watchdog function
- Built-in LEDs for device status indication
- Modbus RTU/ASCII communication
- Baud rate: 2400-115200 bps
- Up to 128 modules on the bus
- Built-in mini USB type B port for configuration
- Space-saving housing, DIN rail mounting

TECHNICAL SPECIFICATION

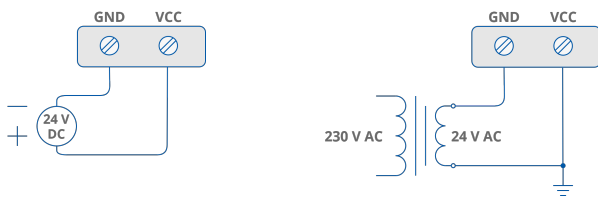
DESCRIPTION		SfAR-1M-4DO
Power supply	Voltage	10-38 V DC; 10-28 V AC
Digital output	Number of outputs	2
	Type	PNP transistor output
	Maximum current load	250 mA
	Maximum voltage load	55 V DC
TX	RS485 interface	Up to 128 devices
	Communication protocol	Modbus RTU/ASCII
	Ports	3-pin screw connector
	Baud rate	2400-115200 bps
USB	mini USB	Type B, for configuration
Ingress protection	IP rating	IP 40 for indoor installation
Temperature	Storage	-40°C to +85°C (-40°F to +185°F)
	Operating	-10°C to +50°C (14°F to 122°F)

The performances stated in this sheet can be modified without any prior notice.

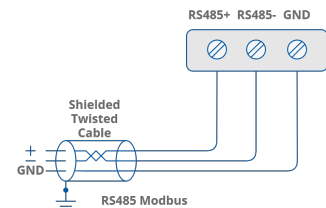
DESCRIPTION		SfAR-1M-4DO
Humidity	Relative	5 to 95% RH (without condensation)
Screw connectors	Type	2-pin (power supply), 3-pin (RS485, I/O)
	Maximum cable size	2.5 mm ² (18...12 AWG)
Housing	Material	Self-extinguishing plastic (PC/ABS)
	Cooling	Internal air circulation
	Mounting	DIN (DIN EN 50022 norm)
Dimensions	Width	90.00 mm/3.54 in
	Length	56.40 mm/2.22 in
	Height	17.50 mm/0.69 in

WIRING DIAGRAMS

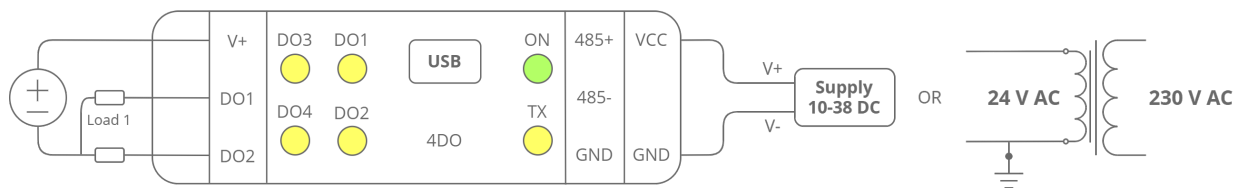
Power Supply



Communication

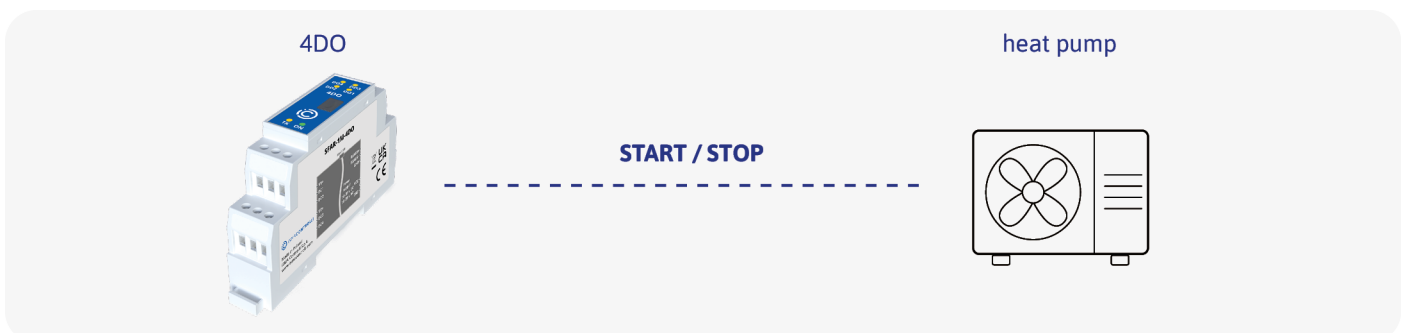


Digital Output



APPLICATION EXAMPLE

Sending start/stop commands to pumps

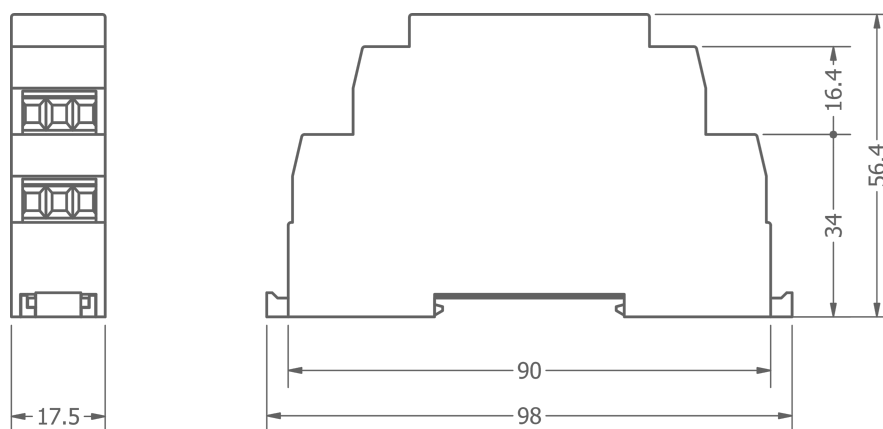


DEDICATED SOFTWARE



SfAR Configurator - Windows-based freeware configuration tool made for Modbus I/O modules.

DIMENSIONS [mm]



QUICKLINK SOLUTIONS S.r.l. | info@qlsol.com

Sede operativa nord ovest: Via G. Matteotti 193-203, 21044 Cavaria con Premezzo (VA), Italy

Sede operativa nord est: Via F. Petrarca, 34, 35020 Albignasego (PD), Italy