

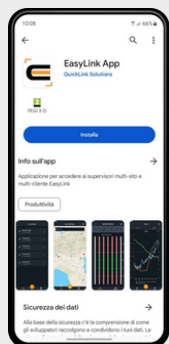


EasyLink App is the application for mobile devices to access the information of all the systems integrated in the EasyLink supervisor from any smartphone/tablet and manage them through a simple, intuitive and customizable interface. You can connect to one or more EasyLink supervisors using the credentials of Niagara users in the system.

EasyLink App is native on the Niagara platform and uses the new EasyLink API to interact with all system management functions, such as reading and writing values in real time, alarm management, time schedules changes and graphic visualizations of the historical data trends.

EasyLink App works with EasyLink version 6.9 or higher.

The app is available for Android and iOS and can be downloaded from the Google Play Store and App Store.



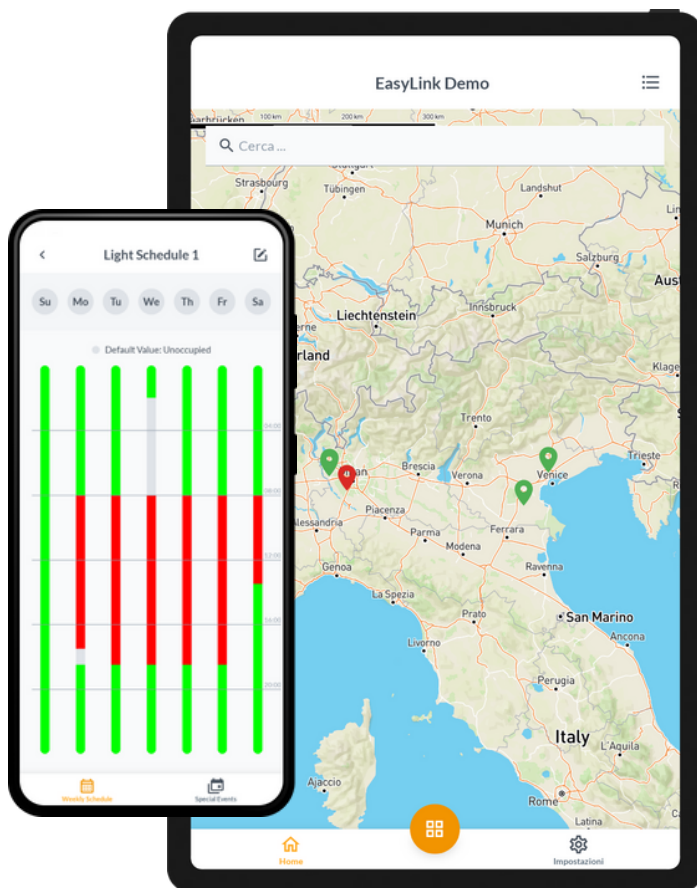
Easy download via QR-Code.



EasyLink App

EasyLink App is included with EasyLink supervisor, version 6.9 or higher, with active maintenance (SMA).

powered by
niagara
framework[®]



Features

- Bi-directional integration with the new EasyLink API
- Ability to connect to one or more EasyLink supervisors using existing Niagara credentials
- View of the map and list of systems with related statuses
- Display of nodes and configurable sub-sections
- Navigation between systems, nodes and sub-sections with segregation by user
- Configurable views for managing properties in node sub-sections
- Modification of the writable values in node sub-sections
- Scheduler management
- Graphical trends display of historical data
- Integration of weekly time schedule and calendars
- Customization of colors and theme
- Multilingual support (Italian and English)

EasyLink Versions

- 6.9 and higher

Niagara Platform

- N4 Supervisor

Niagara Versions

- 4.10 and higher

Android Devices

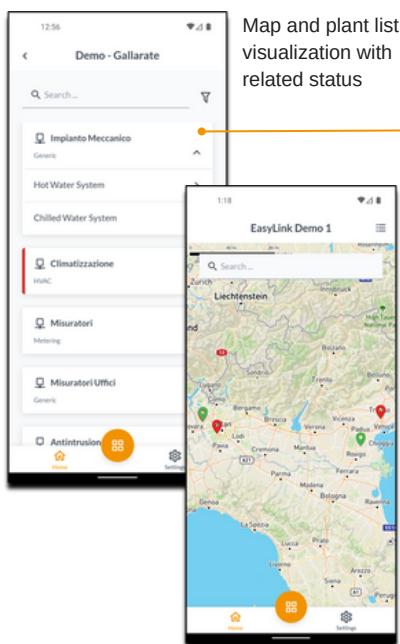
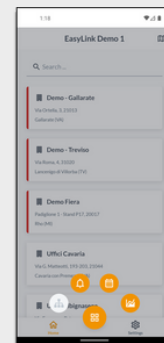
- Android 11 and higher

iOS Devices

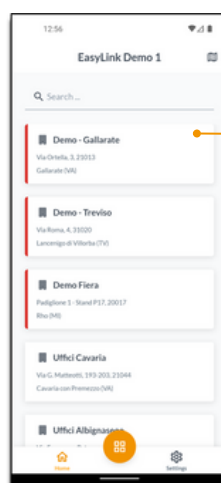
- iOS 15 and higher

Integrated alarm management

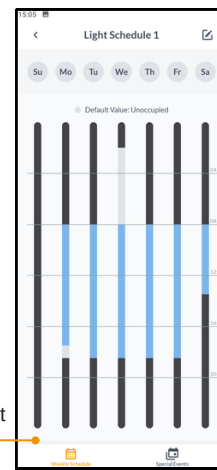
- Display of global alarms or individual plant
- Possibility to apply different filters for simplified search
- View of all alarm details, including notes
- Possibility to select and acknowledge alarms
- Integration of note input function
- Enabling alarm notification



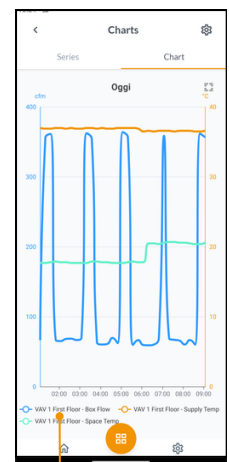
Map and plant list visualization with related status



Configurable views for managing properties within node subsections



Calendars and schedulers management



Graphic trend of historical data